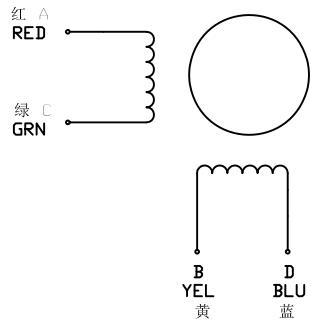
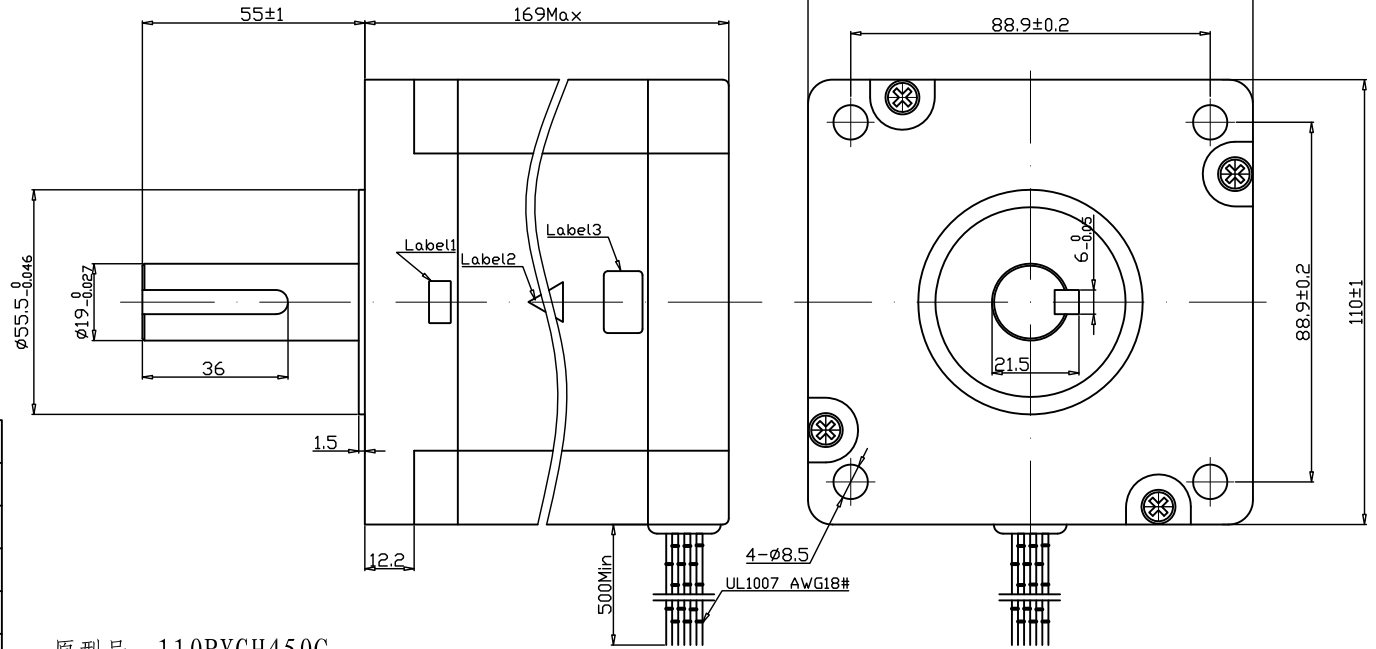


接线图
Wiring Diagram



规格 SPECIFICATIONS

1	相数 Number of Phase	2
2	步距角 Step Angle	1.8° ±5%
3	保持力矩 Holding Torque	22 N.m
4	电压 Voltage	4.8 VDC
5	电流 Current	6.0 A
6	相电阻 Phase Resistance (20°C)	0.8±10%Ω
7	相电感 Phase Inductance (1KHz)	16±20% μ H
8	转子惯量 Rotor Inertia	g·cm ²
9	绝缘电阻 Insulation Resistance	100MΩ 500VDC
10	绝缘等级 Insulation Class	B (130°C)
11	环境温度 Ambient Temperature	-20°C to 50°C
12	环境湿度 Ambient Humidity	15% to 95%
13	电机重量 Motor Weight	Approx 9.8 kg
14		



原型号: 110BYGH450C
三种标签都贴在引出线端面

励磁顺序 (2相励磁)

EXITING SEQUENCE (2 PHASE)

STEP	A	B	\bar{A}	\bar{B}	CCW
1	+	+	-	-	↑
2	-	+	+	-	
3	-	-	+	+	
4	+	-	-	+	↓



Label 1



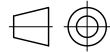
Label 2



Label 3

NOTE: This document is released for information only. Its reproduction in whole or in part or its dissemination to third parties is prohibited. Unless otherwise specified all trademarks and registered trademarks appearing on this document are the property of Changzhou Chuangwei Motor & Electric Apparatus Co., Ltd.

Unit:mm
第一角画法
First angle method
未注线性与角度尺寸公差
Tolerances for linear and angular dimensions without individual tolerance indications
GB/T 1804-m eqv ISO 2768-1:m
未注形状与位置尺寸公差
Geometrical tolerances for features without individual tolerance indications
GB/T 1184-k eqv ISO 2768-2:k



设计 DESIGN	xie	20140915
校核 CHECK	XH	20160714
工艺 TECHNOLOGY		
标准化 STANDARD		
批准 APPROVE		
NAMES	SINGATURE	DATE

CW-motor



常州创伟电机电器有限公司

Changzhou Chuangwei Motor & Electric Apparatus Co., Ltd

TYPE: HYBRID STEPPING MOTOR SCALE XX Rev. 2.1 SHEET 1 OF 1

Model: 110BHH169-600-55C

6	V2.1	换版本、加贴三种标签	20160714
	V2.0	xxx	20140915
	REV.	版本记录 REVISION RECORD	DATE